

**Murray Collis**  
Chief Investment Officer  
Fixed Income (Asia ex-Japan)

**Jimond Wong**  
Senior Portfolio Manager  
Fixed Income

**Chris Lam**  
Portfolio Manager  
Asia Fixed Income

Asian high-yield bonds have experienced a volatile two years of underperformance amid the prolonged slump in China’s property sector and the country’s strict zero-Covid policy. But as Murray Collis, Chief Investment Officer, Fixed Income (Asia ex-Japan), Jimond Wong, Senior Portfolio Manager, Asia Fixed Income, and Chris Lam, Portfolio Manager, Asia Fixed Income, point out in this investment note – although emerging from a difficult period, Asian high yield has rebounded since last November and maintained positive momentum into 2023. Moreover, the asset class currently offers compelling risk-reward opportunities for investors and is poised to weather market volatility due to regional economic resiliency and unique asset-class characteristics.

## Asian high yield: building resiliency amid volatility

Asian high yield has experienced a “perfect storm” of headwinds over the past two years.

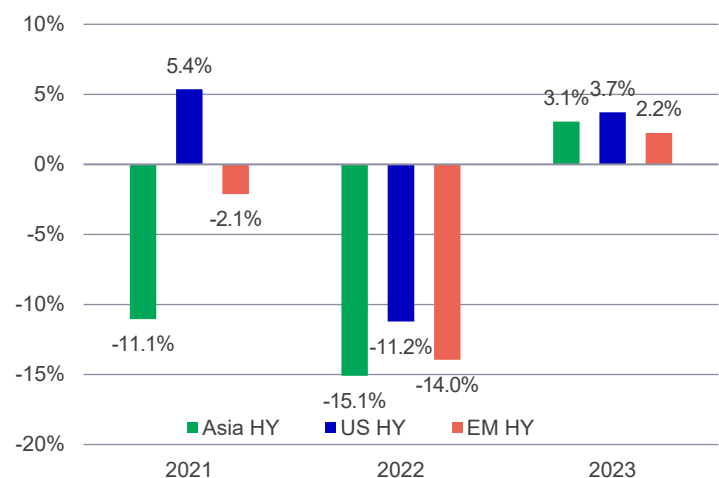
The uncertainty began with China property in August 2021. The Chinese government released its unofficial “Three Red Lines” policy that fundamentally recalibrated the real estate sector’s role in the economy by reducing the leverage levels of developers. The abruptly shifting commercial environment, coupled with strict COVID-19 lockdowns, strained developers’ cash flows and dented consumer sentiment. Without significant government support, this resulted in a cascade of sector [defaults](#), [credit downgrades](#), [bond exchanges](#) and [withdrawn credit ratings](#).

In 2022, global macro risks were piled onto existing regional idiosyncratic ones as the US Federal Reserve (Fed) undertook aggressive monetary tightening to curb surging inflation. The fed funds rate increased from a range of 0-0.25% in early March to a range of 4.25%-4.50% by December 2022. As most developed and emerging market central banks

followed the Fed’s lead, global fixed income posted its [worst annual performance on record back to 1900](#).

As a result, Asian high yield underperformed global high-yield peers in 2021 and 2022 (see Chart 1). However, the asset class sharply rebounded in November 2022 along with announcement of China’s economic reopening and the release of supportive policies for the property sector.

**Chart 1: Global high-yield bond performance 2021-2023 (YTD)<sup>1</sup>**



Despite recent market volatility, the outlook for Asian high yield in 2023 remains broadly constructive in an

<sup>1</sup> Source: Bloomberg, as of 31 March 2023. Asia HY: JACI NGTR; EM HY: ICE Bank of America All Maturity Emerging Markets Corporates Plus Index (EMJB); US HY: ICE Bank of America US High Yield (H0A0).

admittedly challenging environment. This is due to the region's economic resiliency and unique characteristics of the asset class.

## Asia is poised to weather challenges in 2023

In our [2023 Asian Fixed Income Outlook](#), we posited that although we didn't see a significant improvement in global macro conditions, most of the unprecedented headwinds facing fixed income had likely passed. Indeed, much of the monetary tightening needed to contain inflation had already been priced in, and less relative uncertainty existed regarding the trajectory of future Fed policy, i.e., higher rates over a longer period.

At the same time, we believe Asia is better positioned than other regions to navigate the current complex macro landscape for two reasons.

Most importantly, China's decision to abolish its zero-Covid policy and reopen its economy has progressed at a faster-than-expected pace. The IMF recently [upgraded China's 2023 GDP forecast to 5.2%](#) in late January, which should pay dividends for its neighbours with [notably positive spillover effects](#). For example, Thailand recorded a [nearly sixteen fold increase](#) in year-on-year tourist arrivals in January 2023, with the number of Chinese tourists rising by roughly 80% from the previous month during the country's peak season.

Second, this reopening dynamic dovetails with existing regional economic strength and a more favourable inflation outlook. [The IMF forecasts that Asia-Pacific will grow by 4.7% in 2023](#) – a notable acceleration from 2022- and the fastest regional rate in a decelerating global economy.

Inflationary pressures are also arguably lower overall and uneven across the region, leading monetary policies to diverge from developed markets (except Japan). Due to its delayed economic reopening, China has adopted a countercyclical rates policy, evidenced by its recent [banks' reserve requirement ratio cut](#). Other markets such as Indonesia, Malaysia, and South Korea have paused monetary tightening,

with India contemplating the same, as inflation has moderated due to differing price dynamics with developed economies.

## The advantages of Asian high yield

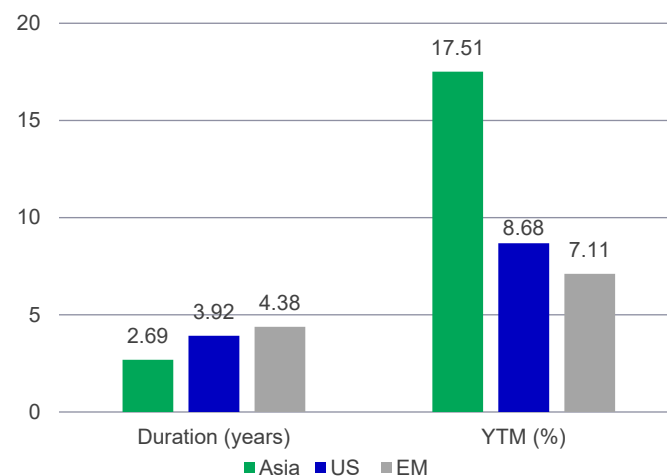
In addition to potential economic tailwinds, the asset class possesses several key advantages over its global peers.

- **Shorter duration profile and higher yield-to-maturity**

The Asian high-yield universe traditionally boasts a shorter duration profile, or bond price sensitivity to movements in interest rates, compared to global peers.

Asian high yield currently boasts shorter duration (2.69 years) compared to high yield in the US (3.92 years) and emerging markets (4.38 years). It also potentially offers yield pick-up for investors (see chart 2), as the region has, on average, the highest bond yield levels since 2011<sup>2</sup>.

**Chart 2: Duration and yield-to-maturity among global high-yield indices<sup>3</sup>**



These characteristics add to the overall attractiveness of Asian high yield, which has outperformed regional investment grade bonds 10 out of the last 17 calendar years (2006 to 2022)<sup>4</sup>. With current volatility in US rates, the asset class is well positioned as it trades more on changes in credit

<sup>2</sup> Asian high-yield: JACI Non-Investment Grade Index (JACINGTR); US high-yield: ICE Bank of America (H0A0); Emerging market High-yield: ICE Bank of America All Maturity Emerging Markets Corporates Plus Index (EMJB).

<sup>3</sup> Source: Bloomberg, as of 28 February 2023.

<sup>4</sup> Source: Bloomberg.

spreads than interest rates- that is, the correlation of Asian high yield to the 10-year US Treasury is relatively low<sup>5</sup>.

- **Decelerating default risk**

After a tumultuous 2022, which saw the highest default rate among Asian high-yield credits in over a decade (16.5%), defaults are forecast to significantly decelerate in 2023 to 4.1% (see Chart 3)<sup>6</sup>. This is largely due to the region's overall economic health, as well as policy support and improvements in China's property sector (to be detailed more in the next section).

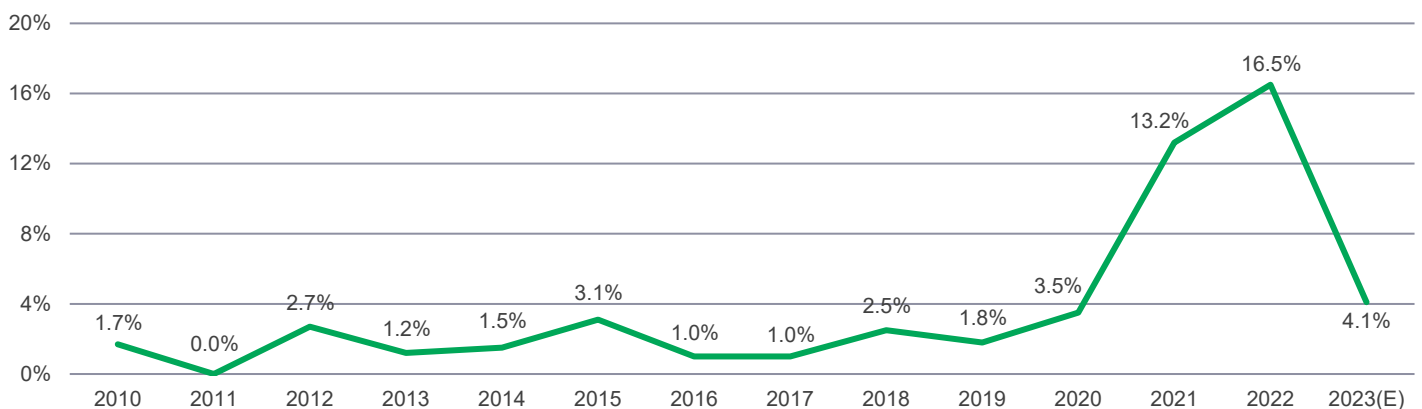
At the same time, high-yield defaults are expected to [increase in the US and Europe](#), trending toward the historical average, amid slower growth and higher interest rates.

- **Diverse, less concentrated investment universe**

The asset class also offers [an increasingly diverse, less concentrated investment universe](#), which has accelerated with the removal of some Chinese property firms from the major credit indices.

Indeed, while China real estate composed around 39% of the J.P. Morgan Asia Credit Index (JACI) Non-Investment Grade in December 2020, it has significantly contracted to roughly 16% in February 2023 due to defaults and index removals.<sup>7</sup> This

**Chart 3: Declining default risk in Asian high yield<sup>6</sup>**



offers investors new opportunities in less concentrated sectors.

The changing issuance landscape and increased borrower diversity is punctuated by the range of economic models that compose the region, which is unique for emerging market debt. Asia features economies more dependent on manufacturing and exports, particularly in northeast Asia. However, it also features markets rich in natural resources and domestic consumption (Indonesia) and export of services (India), with the latter also quickly building its manufacturing capacity.

## 2023 Outlook: China credits and Indian renewable energy

Looking ahead to the rest of 2023, we are positive on selected China credits (including property) and Indian renewable energy.

**China property:** The sector rebounded strongly at the end of 2022 and the start of 2023, with new government-support measures and optimism about the country's economic reopening.

With recent notable gains, we remain constructive on certain credits but are far more selective. Further upside should be dependent on improving market sentiment and continuing targeted government policy support.

- **Evidence of improving market sentiment**  
Early signs indicate a nascent rebound in home sales and prices, which remain a

<sup>5</sup> Source: Bloomberg.

<sup>6</sup> Source: J.P. Morgan, as of 2 February 2023.

<sup>7</sup> Source: J.P. Morgan as of 28 February 2023.

crucial driver of improving consumer sentiment and cash flow among struggling developers.

After 19 consecutive months of decline, the [monthly sales of the country's top 100 real-estate developers rose by 14.9% in February and surged by 29.2% in March](#) (year-on-year). National [new home prices in 70 cities ticked higher by 0.3%](#) (month-on-month) in February- the first increase in 18 months. While it is still too early to call a turnaround definitively, the improving sentiment should be welcomed by investors.

- **Increased government policy support amid restructuring progress for creditors**

A lack of timely and effective government policy support for the property sector was a key factor denting investor sentiment.

This dynamic changed in November 2022 with the introduction of the comprehensive "[16 Measures](#)", which aimed to boost sector liquidity and ensure the completion of unfinished property projects. Ex-Premier Li Keqiang built on this momentum by [promoting the sector's stable development as a key goal for 2023](#) during the recently held National People's Congress (NPC).

In addition, the restructuring of property offshore credit defaults had been slow but is gaining momentum. This is an important milestone for investors to watch, as many want to assess how companies treat and compensate creditors as a proxy for further participation in the sector. One of the most significant offshore defaults that occurred in late 2021 [announced its long-awaited restructuring plan](#) in late March. Meanwhile, another leading property developer announced that it had [reached a tentative agreement](#) with 30% of offshore bond holders to restructure its debt.

**China credits:** We remain constructive on sectors such as industrials and consumer discretionary (e.g., gaming), which should benefit from accelerated economic growth. We also believe that domestic

credits should benefit from recent announcements at the NPC, such as [promoting greater economic efficiency by reducing the size of the State Council](#) and creating a new central commission for science and technology.

**India renewable energy:** Outside of China, we are still positive on India renewable energy. These credits boast a growing investment universe and provide diversification due to India's lower correlated growth cycle and continued government support for renewables, as seen in the recently released [Union Budget](#).

## Credit selection remains critical

Finally, even with the potential regional tailwinds and advantages of Asian high yield detailed in this piece, robust credit research and selection remains critical in the current volatile market environment.

Manulife Investment Management boasts unique resources for robust bottom-up credit assessment. These advantages are particularly apparent in Asia due to our unique on-the-ground footprint and insurance heritage which has built a comprehensive in-house coverage of credits: a key competitive advantage over others that rely on third-party ratings.

- **Unique on-the-ground research network in Asia:** We have a well-resourced team of credit analysts across Asia ex-Japan: over 70 on-the-ground fixed income professionals located in 10 markets regionally. We also have a strategic joint venture in India with Mahindra Asset Management. This unique on-the-ground network gives us an edge to gather information and synthesize regional fixed income investment ideas.
- **Comprehensive in-house credit coverage:** Overall, our investment universe encompasses both hard currency and local currency Asian bonds. Our coverage is comprehensive: we review 100% of JACI constituents and actively cover 95% of the JACI, which represents the hard currency credit space. Our local fixed income experts screen local currency bond opportunities. As

a major local fixed income manager, such as in Indonesia, we can source unique investment ideas in markets that are under-researched by our peers.

- **Insurance heritage with a focus on risk management:** We believe our risk management culture is well-suited for the fast-growing Asian fixed income markets. Being long-term investors and an asset owner of the broad Asian bond market, we take a risk-aware approach to invest in the Asian high yield market to capitalize on the unique investment opportunities offered by this asset class over a range of market cycles.

## **Conclusion:**

After two years of underperformance, Asian high yield currently presents compelling risk-reward opportunities for investors. In addition to the region's economic strength, the asset class's unique characteristics, such as a shorter duration profile, position it well to perform in a higher-for-longer rates environment compared to its peers. Manulife Investment Management possesses unique resources for robust bottom-up credit assessment to help investors navigate the current volatility and seize opportunities available in Asian high yield.

## Important Information

Investing involves risks, including the potential loss of principal. Financial markets are volatile and can fluctuate significantly in response to company, industry, political, regulatory, market, or economic developments. These risks are magnified for investments made in emerging markets. Currency risk is the risk that fluctuations in exchange rates may adversely affect the value of a portfolio's investments.

The information provided does not take into account the suitability, investment objectives, financial situation, or particular needs of any specific person. You should consider the suitability of any type of investment for your circumstances and, if necessary, seek professional advice.

This material is intended for the exclusive use of recipients in jurisdictions who are allowed to receive the material under their applicable law. The opinions expressed are those of the author(s) and are subject to change without notice. Our investment teams may hold different views and make different investment decisions. These opinions may not necessarily reflect the views of Manulife Investment Management or its affiliates. The information and/or analysis contained in this material has been compiled or arrived at from sources believed to be reliable, but Manulife Investment Management does not make any representation as to their accuracy, correctness, usefulness, or completeness and does not accept liability for any loss arising from the use of the information and/or analysis contained. The information in this material may contain projections or other forward-looking statements regarding future events, targets, management discipline, or other expectations, and is only current as of the date indicated. The information in this document, including statements concerning financial market trends, are based on current market conditions, which will fluctuate and may be superseded by subsequent market events or for other reasons. Manulife Investment Management disclaims any responsibility to update such information.

Neither Manulife Investment Management or its affiliates, nor any of their directors, officers or employees shall assume any liability or responsibility for any direct or indirect loss or damage or any other consequence of any person acting or not acting in reliance on the information contained here. All overviews and commentary are intended to be general in nature and for current interest. While helpful, these overviews are no substitute for professional tax, investment or legal advice. Clients should seek professional advice for their particular situation. Neither Manulife, Manulife Investment Management, nor any of their affiliates or representatives is providing tax, investment or legal advice. This material was prepared solely for informational purposes, does not constitute a recommendation, professional advice, an offer or an invitation by or on behalf of Manulife Investment Management to any person to buy or sell any security or adopt any investment strategy, and is no indication of trading intent in any fund or account managed by Manulife Investment Management. No investment strategy or risk management technique can guarantee returns or eliminate risk in any market environment. Diversification or asset allocation does not guarantee a profit or protect against the risk of loss in any market. Unless otherwise specified, all data is sourced from Manulife Investment Management. Past performance does not guarantee future results.

## Manulife Investment Management

Manulife Investment Management is the global wealth and asset management segment of Manulife Financial Corporation. We draw on more than a century of financial stewardship to partner with clients across our institutional, retail, and retirement businesses globally. Our specialist approach to money management includes the highly differentiated strategies of our fixed-income, specialized equity, multi-asset solutions, and private markets teams—along with access to specialized, unaffiliated asset managers from around the world through our multimanager model.

This material has not been reviewed by, is not registered with any securities or other regulatory authority, and may, where appropriate, be distributed by the following Manulife entities in their respective jurisdictions. Additional information about Manulife Investment Management may be found at [manulifeim.com/institutional](http://manulifeim.com/institutional)

Australia: : Manulife Investment Management Timberland and Agriculture (Australasia) Pty Ltd, Manulife Investment Management (Hong Kong) Limited. Canada: Manulife Investment Management Limited, Manulife Investment Management Distributors Inc., Manulife Investment Management (North America) Limited, Manulife Investment Management Private Markets (Canada) Corp. Mainland China: Manulife Overseas Investment Fund Management (Shanghai) Limited Company. European Economic Area: Manulife Investment Management (Ireland) Ltd. which is authorised and regulated by the Central Bank of Ireland Hong Kong: Manulife Investment Management (Hong Kong) Limited. Indonesia: PT Manulife Aset Manajemen Indonesia. Japan: Manulife Investment Management (Japan) Limited. Malaysia: Manulife Investment Management (M) Berhad 200801033087 (834424-U) Philippines: Manulife Investment Management and Trust Corporation. Singapore: Manulife Investment Management (Singapore) Pte. Ltd. (Company Registration No. 200709952G) South Korea: Manulife Investment Management (Hong Kong) Limited. Switzerland: Manulife IM (Switzerland) LLC. Taiwan: Manulife Investment Management (Taiwan) Co. Ltd. United Kingdom: Manulife Investment Management (Europe) Ltd. which is authorised and regulated by the Financial Conduct Authority United States: John Hancock Investment Management LLC, Manulife Investment Management (US) LLC, Manulife Investment Management Private Markets (US) LLC and Manulife Investment Management Timberland and Agriculture Inc. Vietnam: Manulife Investment Fund Management (Vietnam) Company Limited.

Manulife, Manulife Investment Management, Stylized M Design, and Manulife Investment Management & Stylized M Design are trademarks of The Manufacturers Life Insurance Company and are used by it, and by its affiliates under license.

**2832763**